

GREATER PHOENIX ECONOMIC COUNCIL



AVONDALE HEALTH TECH CORRIDOR

A GREATER PHOENIX HIGH IMPACT DISTRICT




Greater Phoenix
ECONOMIC COUNCIL

theconnectedplace.org



TABLE OF CONTENTS

OVERVIEW	01
WORKFORCE CHARACTERISTICS	02
HEALTH TECH CORRIDOR AMENITIES	03
EXISTING INDUSTRIES	04
MAJOR EMPLOYERS	05
REAL ESTATE	06
CONCLUSION	07



AVONDALE HEALTH TECH CORRIDOR

A GREATER PHOENIX HIGH IMPACT DISTRICT

The Avondale Health Tech Corridor is a growing center for healthcare specialty and technology organizations in the Greater Phoenix region.

Copper Springs Hospital, Phoenix Children's Southwest Specialty and Urgent Care Center, the Arizona Center for Cancer, and others are already calling this district home, and the area has a number of land sites available for additional development with nearby shopping and entertainment districts providing the right mix of amenities.

The corridor's location along I-10 attracts a talented workforce from throughout the West Valley region, and with campuses from Estrella Mountain Community College, Northern Arizona University, the Universal Technical Institute, and Rio Salado College, the area is a thriving educational center.

This high impact district runs along I-10 from 99th Avenue west to Dysart Road between Thomas Road and Van Buren Street. It measures 8 square miles with over 392 companies and 8,557 employees.



392

COMPANIES
OPERATING



8,557

JOBS IN AN
8 SQUARE MILE
AREA



145,977

WORKING
RESIDENTS WITHIN
A 5-MILE RADIUS



WORKFORCE CHARACTERISTICS

The tables below provide demographic information for employees and working residents near the Health Tech Corridor.

ABOUT EMPLOYEES

Employees in the Health Tech Corridor*	80,448	
Live Inside Area	24,391	30%
Live Outside Area	56,057	70%

ABOUT RESIDENTS

Working Residents in the Health Tech Corridor*	145,977	
Work Inside Area	24,391	17%
Work Outside Area	121,586	83%

WORKER AGE

Working Residents in the Health Tech Corridor*	145,977	
Age 29 or younger	37,197	25%
Age 30 to 54	85,178	58%
Age 55 or older	23,602	16%

EARNINGS

Working Residents in the Health Tech Corridor*	145,977	
\$1,250 per month or less	28,927	20%
\$1,252 to \$3,333 per month	65,688	45%
More than \$3,333 per month	51,362	35%

SEX

Working Residents in the Health Tech Corridor*	145,977	
Male	75,643	52%
Female	70,334	48%

EDUCATIONAL ATTAINMENT

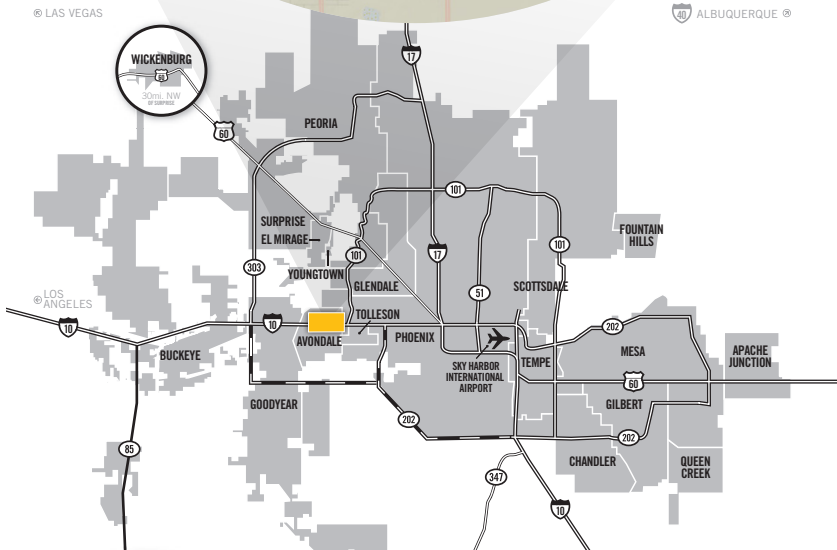
Working Residents in the Health Tech Corridor (over age 29)*	108,780	
Less than high school	22,968	21%
High school or equivalent, no college	28,282	26%
Some college or Associate degree	34,472	32%
Bachelor's degree or advanced degree	23,058	21%

* Within a five mile radius

“During the hiring process for our new hospital, I was thoroughly impressed with both the quantity and quality of applicants who live in the west valley and were eager to come home to work.”

- Phil Sheridan, CEO, Avondale Copper Springs Hospital





HEALTH TECH CORRIDOR AMENITIES

ARTS / RECREATION

- 1 Avondale Sports Center
- 2 Friendship Park & Splash Pad
- 3 ISM Raceway

EDUCATION

- 4 Estrella Mountain Community College
- 5 NAU Extended Campus
- 6 Universal Technical Institute
- 7 Rio Salado College

GOVERNMENT

- 8 Avondale City Hall
- 9 Maricopa County Southwest Regional Justice Center

RETAIL/RESTAURANT

- 10 Gateway Pavilion
- 11 Gateway Crossings
- 12 Gateway Village
- 13 Main Event
- 14 Park 10

EXISTING INDUSTRIES

The table below shows the industry composition of employers in the Health Tech Corridor.

INDUSTRY	COMPANIES	EMPLOYEES
Total	392	8,557
Business Services	25	294
Construction	11	124
Consumer Goods Manufacturing	2	18
Consumer Services	110	1,874
Education	10	596
Finance, Insurance & Real Estate	22	236
Government, Social & Advocacy Services	12	236
Health Care	65	999
Hospitality, Tourism & Recreation	9	170
Media, Publishing & Entertainment	2	65
Non-Metallic Manufacturing	3	15
Resource Dependent Activities	2	40
Retail	98	3,347
Telecommunications	9	229
Transportation & Distribution	12	314

Source: Maricopa Association of Governments 2016 Employer Database



MAJOR EMPLOYERS

The companies listed below all have operations in the Health Tech Corridor.

BUSINESS NAME	EMPLOYEES	INDUSTRY DESCRIPTION
Copper Springs Hospital	175	Psychiatric and Substance Abuse Hospitals
Phoenix Children's Southwest Specialty and Urgent Care	75	Specialty Hospitals
Arizona Center for Cancer	60	Offices of Physicians
Ortho Arizona / Canyon Orthopedics	45	Offices of Physicians
West Valley Pediatrics	40	Offices of Physicians
Fresenius Kidney Care Avondale	35	Kidney Dialysis Centers
Arrowhead Dermatology	25	Offices of Physicians
NewSpring Pharmacy	18	Pharmacies and Drug Stores

Source: Maricopa Association of Governments 2016 Employer Database

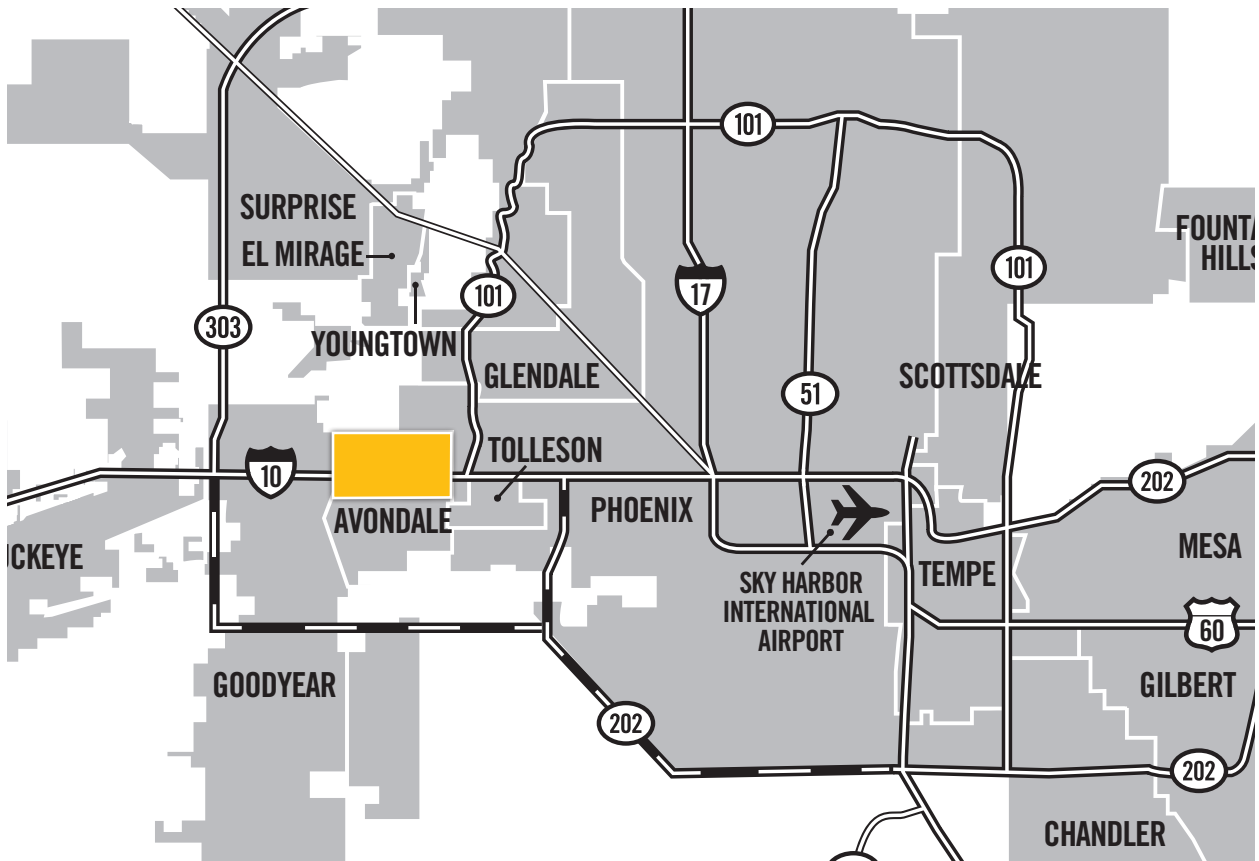


REAL ESTATE

The table below shows real estate information for the Health Tech Corridor.

	RENT PER SF	EXISTING BUILDINGS	EXISTING SF
OFFICE	\$25.98	36	630,443
INDUSTRIAL	\$5.59	22	2,074,823

Source: Costar 2018



AVONDALE HEALTH TECH CORRIDOR



- Avondale is the location-of-choice for health tech opportunities, featuring attractive incentives, state-of-the-art facilities and a collection of intellectual talent.
- Avondale offers unique incentive opportunities for new commercial developments that provide high-quality jobs to the Avondale Health-Tech Corridor.
- High quality labor force that can support business growth with over 70,000 healthcare workers and 18,000 technology workers, within a 15-minute commute.
- Recent healthcare investments adding 180,000 new square feet of state-of-the-art facilities, creating 750 net new jobs, and over \$55M in capital investment to the Corridor.
- A unique available 50-acre Tech-Plex data center site that sits adjacent to a significant substation, fiber connectivity from four providers, offering speed to market in the Health-Tech Corridor.



COMING SOON:



PARK 10

- Medical Office Building
- Class A
- 60,000 SF Available



AKOS MEDICAL OFFICE BUILDINGS

- Medical Office Building
- Class A
- Two buildings totaling 150,000 SF

FOR MORE INFORMATION
PLEASE CONTACT:



Greater Phoenix
ECONOMIC COUNCIL

2 N. CENTRAL AVE. SUITE 2500
PHOENIX, AZ 85004
602.256.7700 | gpec.org

Avondale
Aspiring. Achieving. Accelerating.

11465 W. CIVIC CENTER DR.
AVONDALE, AZ 85323
623.333.1400 | avondaleaz.gov